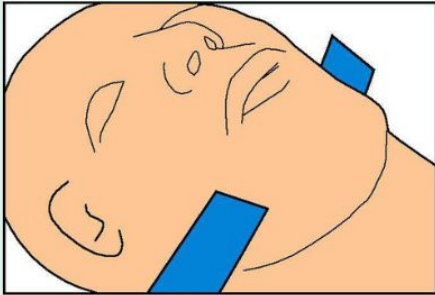


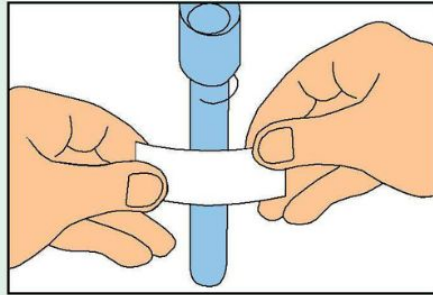
USAGE INSTRUCTIONS

STAENDERMED® STTP

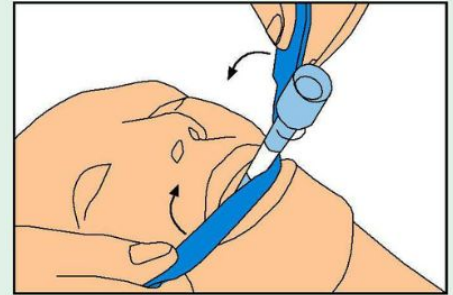
MODEL : STICKER MODEL TWO PIECE
REF. NO : ETH STTP



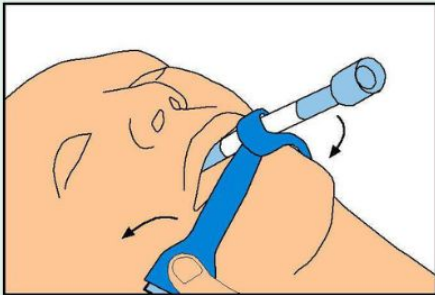
Wrap the long end of the band around the neck



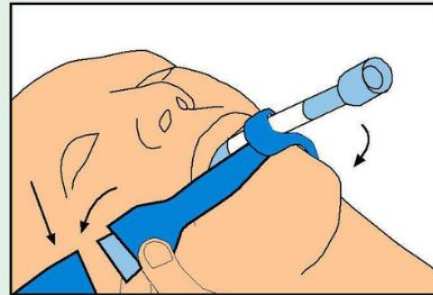
Stick the adhesive side of the velcro strip on the tube



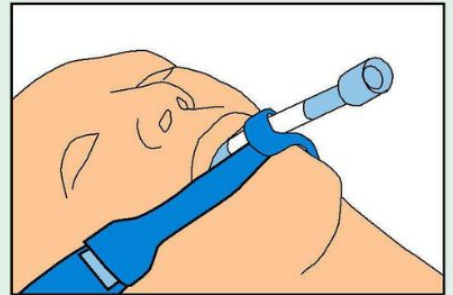
Wrap the short end of the band around the velcro



Pull the ends of the band towards back of the neck



Fix both velcro ends onto the other pieces you wrapped around the neck



Check the position of the tube



▷ **STERILE** Sterilized using gamma irradiation

▷ Do not sterilize

▷  Single use

▷ Do not use opened and damaged packs

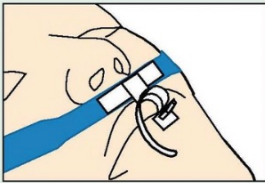
USAGE INSTRUCTIONS

STAENDERMED® CLP

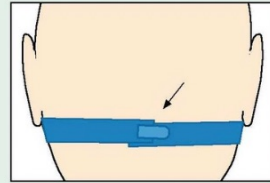
ENDOTRACHEAL TUBE HOLDER

MODEL : CLAMP MODEL

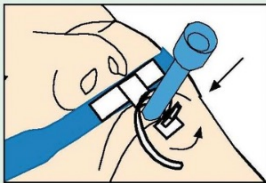
REF. NO : ETH CLP 101 - ETH CLP 102



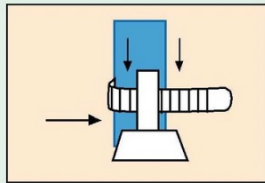
Place the band as the clamp will stay on the mouth of the patient.



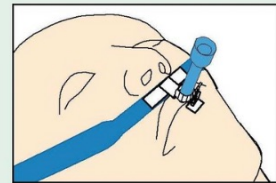
Fix the band on the back of the patients neck with velcro.



Place the endotracheal tube in the socket of the clamp.



Fix the tube by fastening the clamp




Check once again that clamp fixes the tube securely and band is fixed comfortably.



▷ **STERILE** Sterilized using gamma irradiation

▷ Do not sterilize

▷  Single use

▷ Do not use opened and damaged packs

USAGE INSTRUCTIONS

STAENDERMED[®] CLPTP

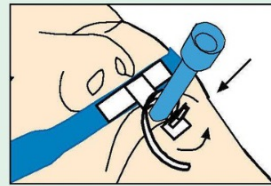
ENDOTRACHEAL TUBE HOLDER

MODEL : CLAMP MODEL TWO PIECE

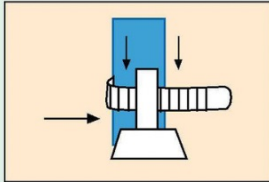
REF. NO : ETH CLPTP



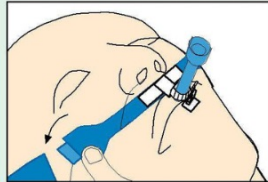
Wrap the long end of the band around the neck



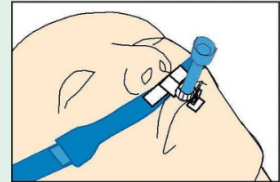
Place the endotracheal tube in the socket of the clamp. Place the tube in patient's mouth.



Fix the tube by fastening the clamp



Fix both velcro ends onto the other pieces you wrapped around the neck




Check once again that clamp fixes the tube securely and band is fixed comfortably.



▷ **STERILE[®]** Sterilized using gamma irradiation

▷ Do not sterilize

▷  Single use

▷ Do not use opened and damaged packs

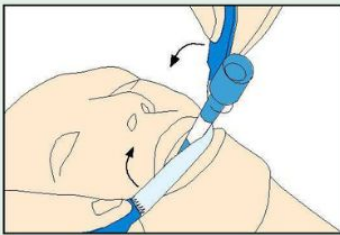
USAGE INSTRUCTIONS

STAENDERMED[®] SC

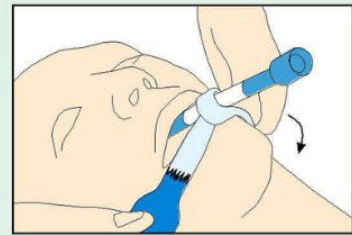
ENDOTRACHEAL TUBE HOLDER

MODEL : SILICONE MODEL

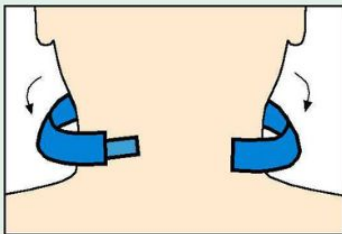
REF. NO : ETH SC 101 - ETH SC 102



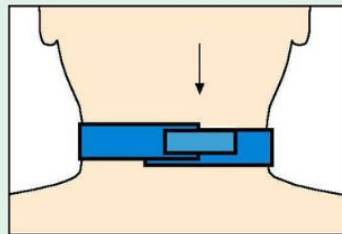
Take the silicone part on the tube



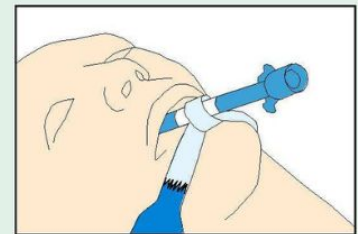
Wrap the silicone part of the band around the tube



Pull the ends of the band towards back of the neck




Close the velcros



Check the position of the tube



- ▷ **STERILE** Sterilized using gamma irradiation
- ▷ Do not sterilize

- ▷  Single use
- ▷ Do not use opened and damaged packs

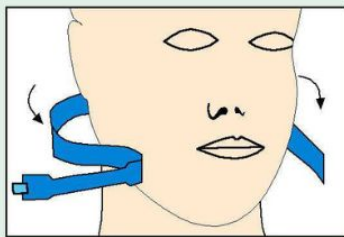
USAGE INSTRUCTIONS

STAENDERMED[®] SCS

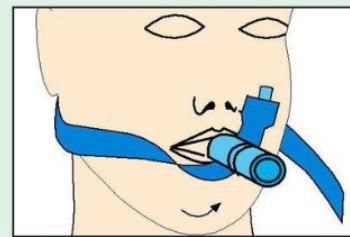
ENDOTRACHEAL TUBE HOLDER

MODEL : WITH SILICONE STRIP

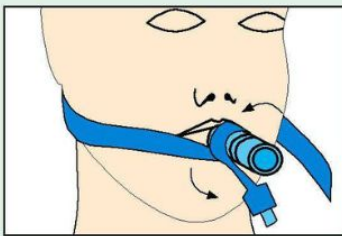
REF. NO : ETH SCS



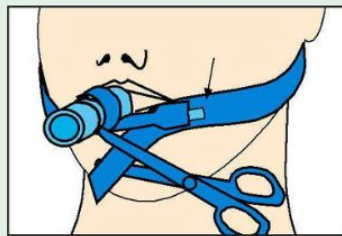
Wrap the band around neck and bring together the ends in front



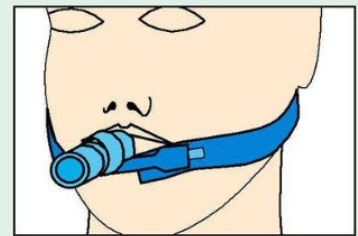
Place the band on the velcro on the tube



Wrap the band around the tube



Close the velcros




Check the position of the tube



▷ **STERILE[®]** Sterilized using gamma irradiation

▷ Do not sterilize

▷  Single use

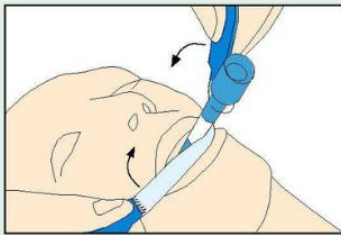
▷ Do not use opened and damaged packs

USAGE INSTRUCTIONS

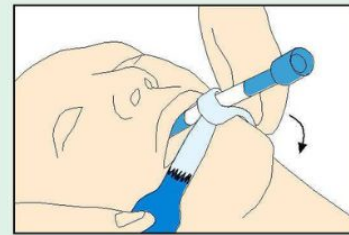
STAENDERMED[®] SCTP

ENDOTRACHEAL TUBE HOLDER

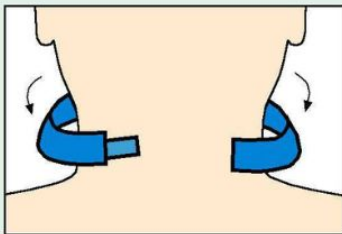
MODEL : SILICONE MODEL TWO PIECE
REF. NO : ETH SCTP



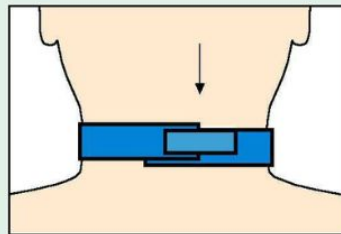
Wrap the long end of the band around the neck



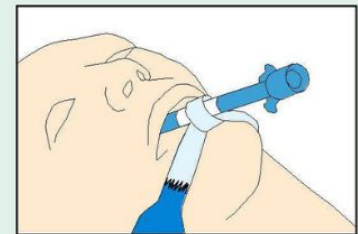
Take the silicone part on the tube



Pull the ends of the band towards back of the neck




Fix both velcro ends onto the other pieces you wrapped around the neck



Check the position of the tube



- ▷ **STERILE[®]** Sterilized using gamma irradiation
- ▷ Do not sterilize

- ▷  Single use
- ▷ Do not use opened and damaged packs

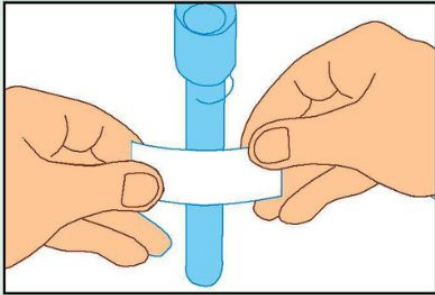
USAGE INSTRUCTIONS

STAENDERMED[®] ST

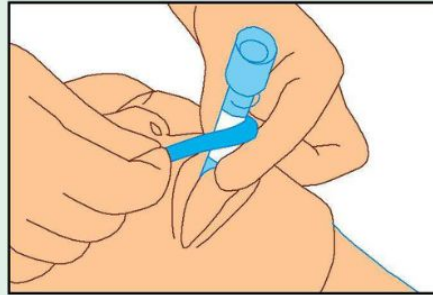
ENDOTRACHEAL TUBE HOLDER

MODEL : STICKER MODEL

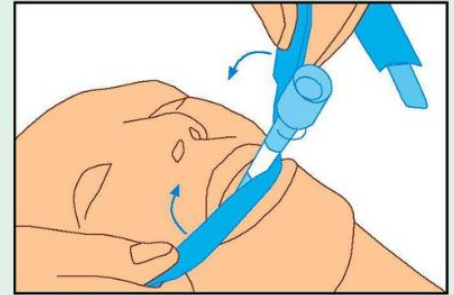
REF. NO : ETH 101 - ETH 102



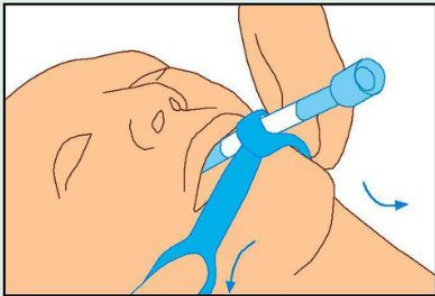
Stick the adhesive side of the velcro strip on the tube



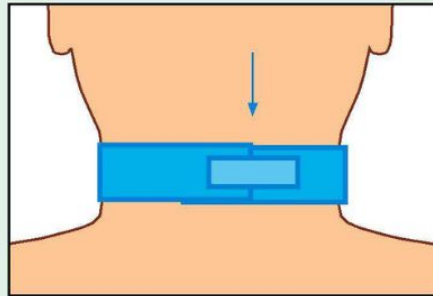
Take the band over the velcro on the tube



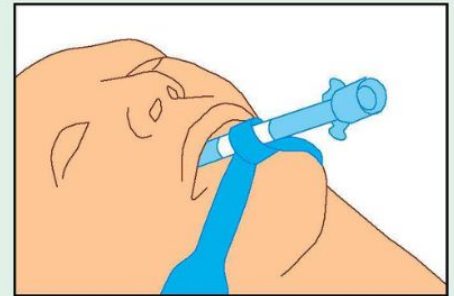
Wrap the band around the velcro



Pull the ends of the band towards back of the neck



Close the velcros



Check the position of the tube



▷ **STERILE** Sterilized using gamma irradiation

▷ Do not sterilize

▷  Single use

▷ Do not use opened and damaged packs

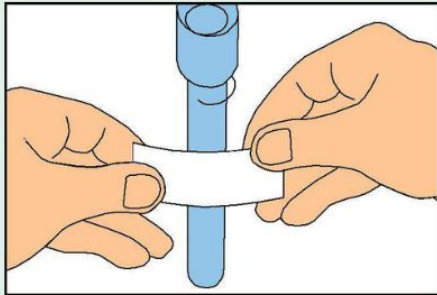
USAGE INSTRUCTIONS

STAENDERMED[®] VS

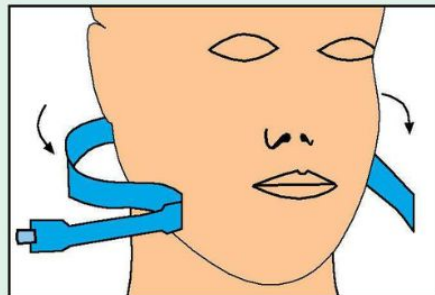
ENDOTRACHEAL TUBE HOLDER

MODEL : WITH VELCRO STRIP

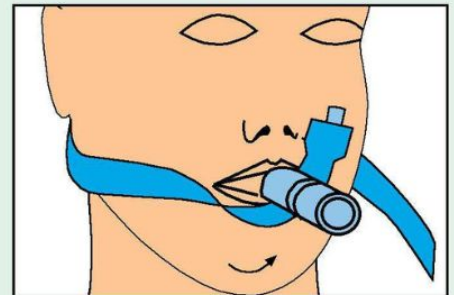
REF. NO : ETH VS



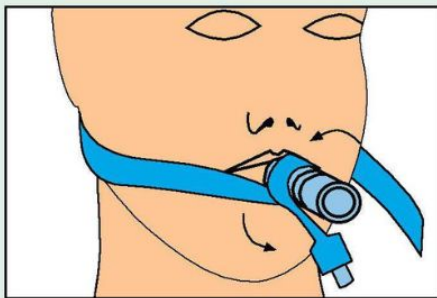
Stick the adhesive side of the velcro strip on the tube



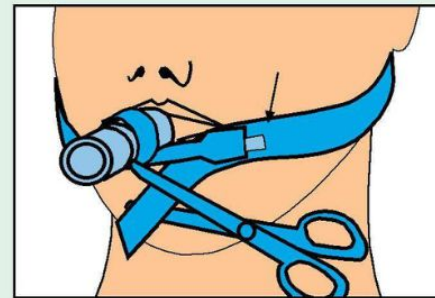
Wrap the band around neck and bring together the ends in front



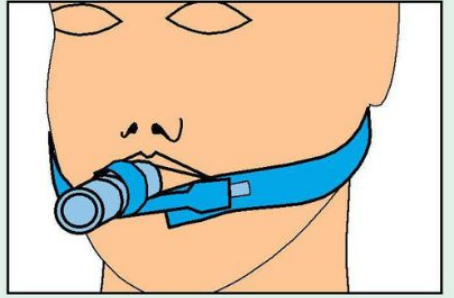
Place the silicone strip on the band



Wrap the silicone strip around the tube



Close the velcros




Check the position of the tube



▷ **STERILE** Sterilized using gamma irradiation

▷ Do not sterilize

▷  Single use

▷ Do not use opened and damaged packs